

ULTRA LONG Series Specification

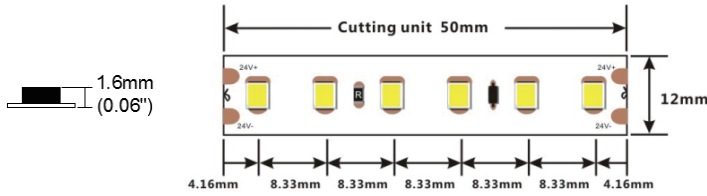
DS8120

24V-12mm



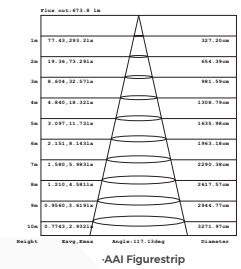
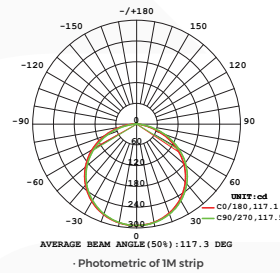
【General description】

- 20m long strip driven by one end power supply with the same brightness from end to end and luminous flux up to 1000lm/M
- Self-encapsulated design offers eight optional 1900-6000K white lights
- Life longer than 60000H, Ta: -25~40°C; Tc: 75°C (max)
- UL/UACK/CE/ROHS/REACH certification



【Dimension】

- | | |
|----------------------------------------------|----------------------------------------|
| Input voltage: DC24V | Max.length: 20000mm(65.6') |
| CRI: 80/90/95 | Cutting unit: 6leds/50mm(1.97') |
| Max.power: 9.6W(1m) | LED pitch: 8.33mm(0.33') |
| Power range: 8~9.6W(1m) | Min. bend diameter: Φ 60mm(2.36') |
| Rated current: 0.363A(1m) /7.1A(20m) | Mounting: 3M tape |
| Typical Power: 8.7W(1m) /170.4W(20m) | Copper foil: 3oz |
| tape IP: IP20/IP65/IP67 | |
| On-off times: 10000 (test times) | |
| Warranty: 5 years indoors / 3 years outdoors | |

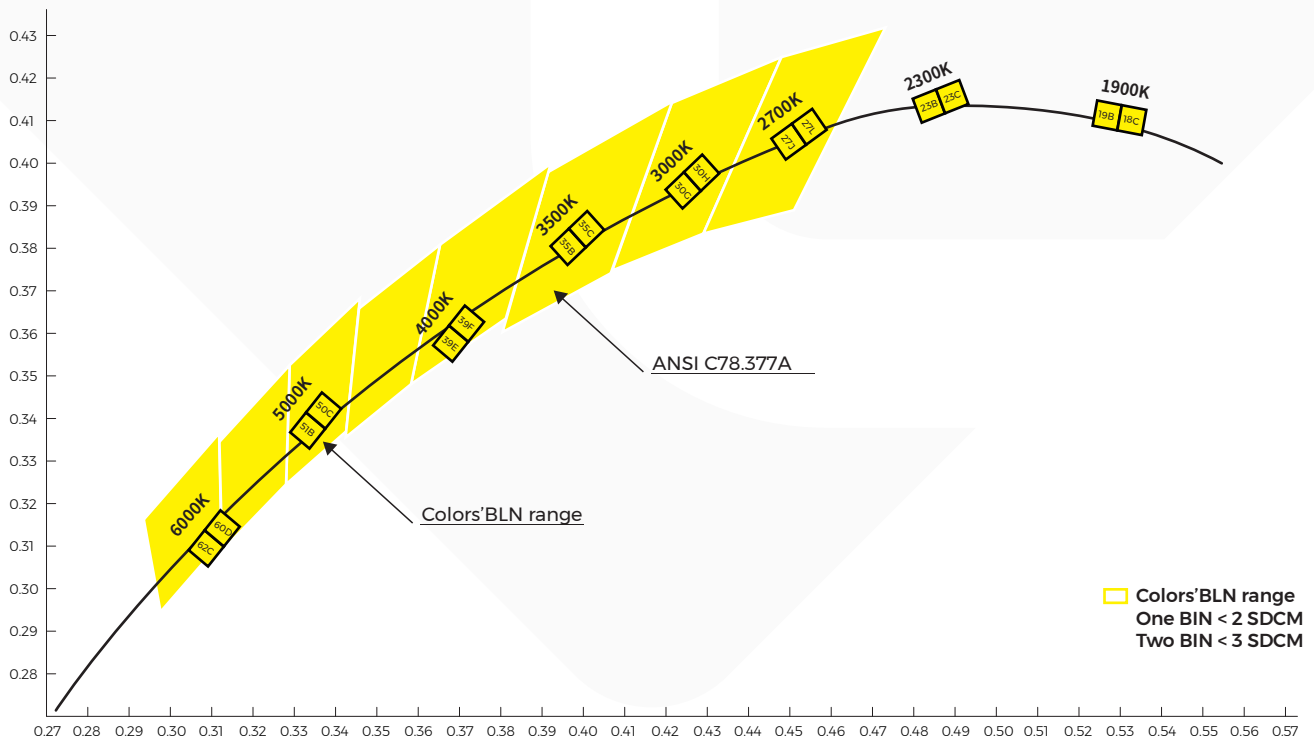


【Photo-electric Parameters】

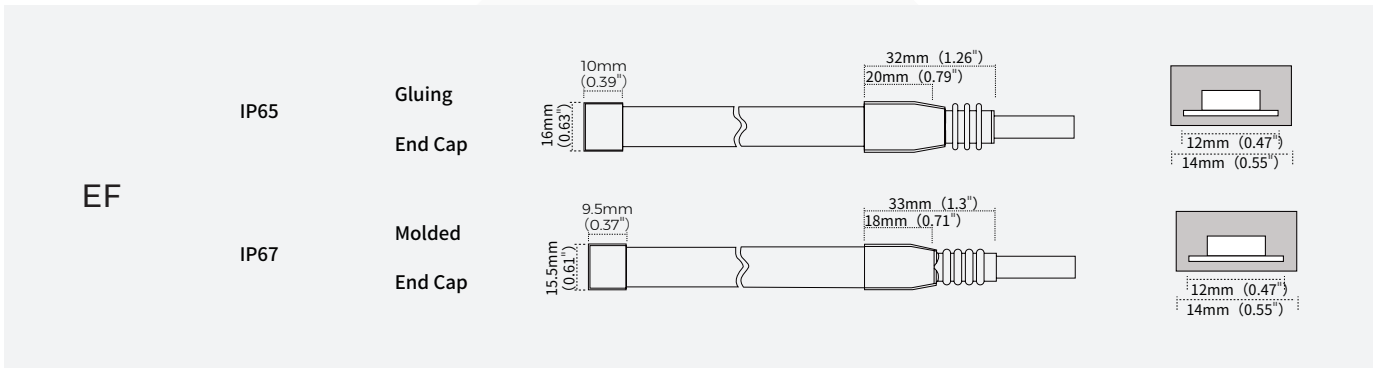
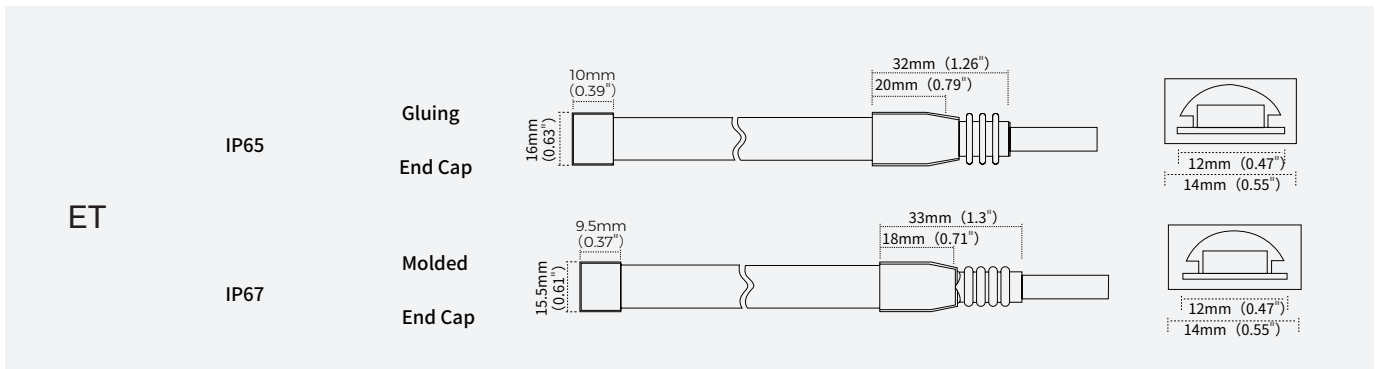
CRI	Color	CCT	Lumen(lm/m)	Lumen(lm/ft)	lm/W	ErP 2019
Ra>80	GW	1900K	800	100	92	/
Ra>80	LW	2300K	875	110	101	F
Ra>80	SW	2700K	930	120	107	F
Ra>80	WW	3000K	970	125	112	F
Ra>80	PW	3500K	990	125	114	F
Ra>80	NW	4000K	1005	130	116	F
Ra>80	DW	5000K	1005	130	116	F
Ra>80	W	6000K	970	120	112	F
Ra>90	GW	1900K	680	85	78	/
Ra>90	LW	2300K	760	95	87	/
Ra>90	SW	2700K	810	100	93	F
Ra>90	WW	3000K	850	105	98	F
Ra>90	PW	3500K	870	110	100	F
Ra>90	NW	4000K	890	110	102	F
Ra>90	DW	5000K	890	110	102	F
Ra>90	W	6000K	850	105	98	F

CRI	Color	CCT	Lumen(lm/m)	Lumen(lm/ft)	lm/W	ErP 2019
Ra>95	GW	1900K	495	65	57	/
Ra>95	LW	2300K	570	75	66	/
Ra>95	SW	2700K	625	80	72	/
Ra>95	WW	3000K	675	90	78	/
Ra>95	PW	3500K	640	95	74	/
Ra>95	NW	4000K	660	100	76	/
Ra>95	DW	5000K	660	100	76	/
Ra>0	G	525nm	/	/	/	/
Ra>0	B	470nm	/	/	/	/





- 1.The tolerance of output data can be vary up to 10%.
- 2.the output data tested according to IES TM-30-15.
- 3.the output data is based on IP20/1merter, data of 5m in only for reference.
- 4.IP protection process leads changes to size, CCT and luminous flux.








【IP process information】



【Electronic & output data】

IP Process	Picture	Picture description	Size	optional CCT/color for finished product	lumen output rate
NO		No proof	12mm*1.6mm	1900K/2300K/2700K/3000K/3500K/4000K/5000K/6000K/G/B	100%
NA		Nano-proof	12mm*1.7mm	1900K/2300K/2700K/3000K/3500K/4000K/5000K/6000K/G/B	98%
ET		Extrusion tube	14mm*4.8mm	1900K/2300K/2700K/3000K/3500K/4000K/5000K/6000K/G/B	88%
EF		Extrusion filling	14mm*5mm	2300K/2900K/3400K/3850K/5800K/8750K/15000K/G/B	86%

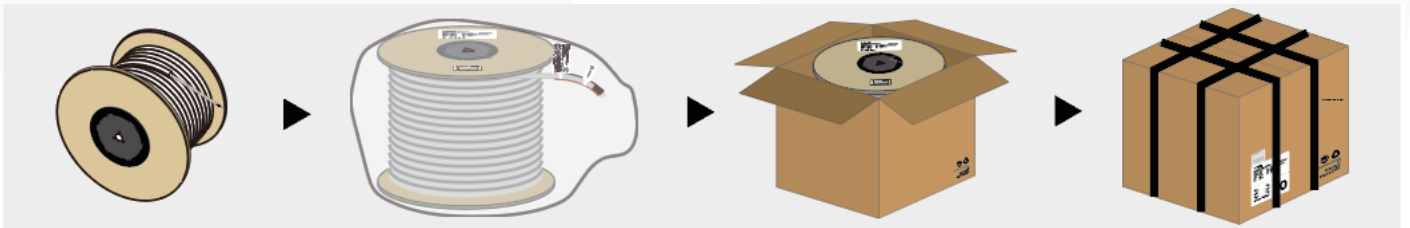
【Accessories Information】

Name	Picture	Code	coding	description
Fixed Clip		94-02-00-0004	FSW12SA	Silicone clip, screw: PA 3*8mm, suitable for 12mm FPC,EF/ET strip
Silicone Plug Kit		94-02-00-0048	DT12EA-A	Silicone plug kit, suitable for 12mm board width, ET/EF series silicone extrusion light strip
Silicone stopper kit		94-02-00-0049	DW12EA-A	Silicone tail plug kit, suitable for 12mm board width, ET/EF series silicone extrusion light strip
Mounting groove		94-02-00-0026	CPT12EA-16100100	Transparent PVC mounting groove,suitable for 12mm FPC,silicone extruded EF/ET strip
Stopper glue		94-16-03010001	AS-PG-0003	Silicone gel,suitable for ET/EF/EG/ERG waterproof LED strip

【Packing】

· Engineering packaging of ET(IP67)/EF(IP68)

(free-soldering end caps with 40 cover per box could be ordered separately if needed)



· Engineering packaging of NO(IP20)/NA(IP65).



IP Process	Product size(mm)	Product quantity (m/reel)	Product quantity (m/case)	Product net weight(kg)	Net weight per box(kg)	Gross weight(kg)	Package size (cm)
NO	20000*12*1.5	20	500	0.55	13.75	15.812	41*41*26
NA	20000*12*1.6	20	500	0.56	14	16.1	41*41*26
ET	20000*14*4.8	40	80	5.1	10.2	11.73	25.5*25.5*26
EF	20000*16*5	40	80	5.9	11.8	13.57	25.5*25.5*26

Remark:data with 10% tolerance

【Precautions】

- Please drive the led strip with 24VDC isolated power, and the ripple of the constant voltage source should be less than 5%.
- Please do not bend the strip into an arc with a diameter less than 60mm to ensure the longevity and reliability.
- Do not fold it in case any damage of LED beads.
- Do not pull the power wire hard to ensure the longevity. Any Crash may damage the LED light is prohibited.
- Please make sure the wire is connected to the anode and cathode correctly. The power output should be consistent with the voltage of the strip to avoid damage.
- LED lights should be stored in dry, sealed environment. Please only unpack it before usage. Ambient temperature: -25℃~40℃.Storage temperature: 0℃~60℃.Please use the strips without waterproof within indoor environment with humidity less than 70%.
- Please be careful during operation. Do not touch the AC power supply in case of electric shock.
- Please leave at least 20% power for the power supply during using to ensure there is enough power supply to drive the product.
- Do not use any acid or alkaline adhesives to fix the product (e.g.: glass cement).
- Do not scratch the product when IP process of the product is NA. Ultraviolet rays will damage the nano-layers on the product and seriously affect the life of the product.